



## PrimeTec A PrimeScan A

The complete solution for activating and protecting sliding doors in acc. with EN 16005 and DIN 18650

**Practical, flexible, slender**

- **Convenient operation:**  
Quick and easy to install
- **Wide range of possible applications:**  
Field up to 4 metres wide with very flexible field settings
- **Top design:**  
Modern and standardised

# PrimeTec A / PrimeScan A


## The complete solution for activating and protecting sliding doors in acc. with EN 16005 and DIN 18650

### PrimeTec A protects and opens

Tried-and-tested radar technology is used for opening automatic doors. The active infrared curtain used for person protection is self-monitoring (in acc. with EN 16005 / DIN 18650) and is tested every time before the door panel closes. Various functions can be set according to the situation, for example: the field geometry of the active infrared curtain and of the radar or crossing traffic masking to avoid false activation.

### PrimeScan A monitors the secondary closing edge


The active infrared curtain ensures optimum protection of the area at the side of the door. It protects people in the danger area of the opening door panel.



## Your benefits


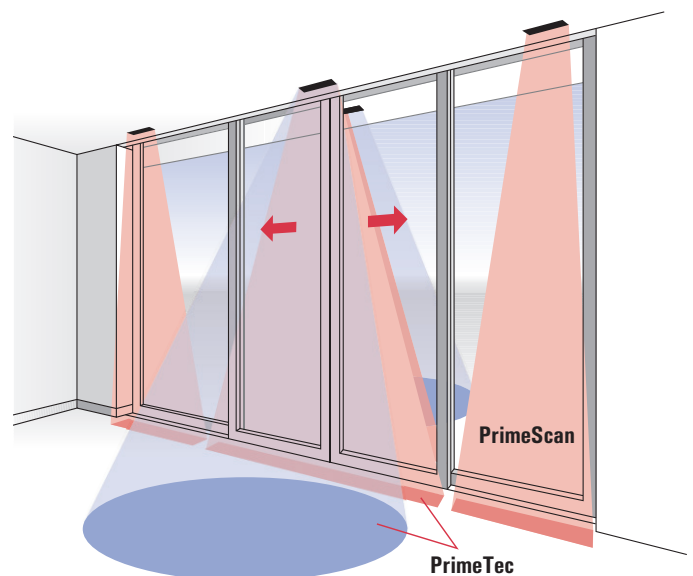
### Quick and easy startup

- Automatic recognition of the test input
- Simple and straightforward operation by buttons, or configuration with bidirectional remote control
- Precise positioning of the AIR curtain thanks to inclination angle display on a clear scale



### Field properties for additional safety

- Can even be used with wide and tall passage dimensions
- Mounting height up to 4 metres with an AIR field width of 4 metres
- Complies with EN 16005 / DIN 18650 at least, up to 3.5 metres
- Electronic field geometry setting options (by remote control or buttons on the detector)





## Accessories

High-quality accessories make the innovative PrimeTec A and PrimeScan A detectors so versatile that they can be used in an extremely wide range of applications.



**PTCAP**  
PrimeTec rain cover



**PTIS**  
PrimeTec and  
PrimeScan ceiling  
installation set



**PTIS IP65**  
PrimeTec and  
PrimeScan ceiling  
installation set



**PTCM**  
PrimeTec and  
PrimeScan  
ceiling mounting



**RegloBeam 2**  
Bidirectional  
remote control



## Safe in every application

### Situation

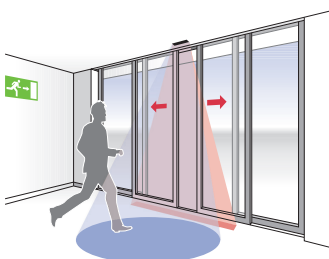
Activation and protection of sliding doors in escape and rescue routes (FRW)

### Solution

- The PrimeTec A can be used for escape and rescue routes. Two variants (voltage and frequency output) enable the most common escape and rescue route drives to be activated

### Advantage

- A complete sensor kit with standardised operation and modern design



### Situation

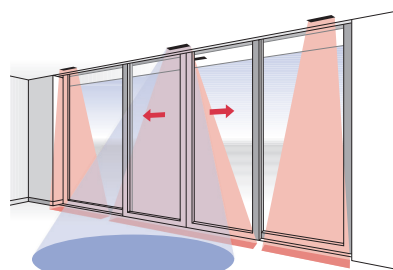
Activation and protection of tall and very wide sliding doors

### Solution

- The PrimeTec A is able to protect doors up to 4 metres wide at a mounting height of 4 metres

### Advantage

- Only a single detector is required for wide doors



### Situation

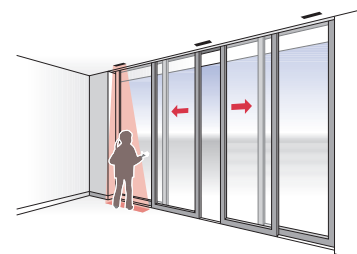
Protection of the secondary closing edge

### Solution

- Various field geometry setting options enable the field to be individually adjusted

### Advantage

- Optimum safety even under difficult ambient conditions



## Order details

Article no.	Description	
260501	<b>PrimeTec A ES bk</b> (11.5–32 VDC)	
266425	<b>PrimeTec A ES si</b> (11.5–32 VDC)	
266420	<b>PrimeTec A ES wt</b> (11.5–32 VDC)	
261067	<b>PrimeTec A ES/02 bk</b> (AC/DC, 11–28 VAC/12–32 VDC, solid state relay output)	
267415	<b>PrimeTec A ES/02 si</b> (AC/DC, 11–28 VAC/12–32 VDC, solid state relay output)	
267414	<b>PrimeTec A ES/02 wt</b> (AC/DC, 11–28 VAC/12–32 VDC, solid state relay output)	
260503	<b>PrimeTec A ES.SM.V bk</b> (voltage output)	
266422	<b>PrimeTec A ES.SM.V si</b> (voltage output)	
266419	<b>PrimeTec A ES.SM.V wt</b> (voltage output)	
260504	<b>PrimeTec A ES.SM.F bk</b> (frequency output)	
266423	<b>PrimeTec A ES.SM.F si</b> (frequency output)	
263919	<b>PrimeTec A ES.SM.F wt</b> (frequency output)	
260511	<b>PrimeScan A bk</b> (11.5–32 VDC)	
266426	<b>PrimeScan A si</b> (11.5–32 VDC)	
266421	<b>PrimeScan A wt</b> (11.5–32 VDC)	
266168	<b>PTCAP Rain Cover</b> (PrimeTec)	
266169	<b>PTCM Ceiling Mounting</b> (PrimeTec and PrimeScan)	
266354	<b>PTCA Circular Line Adapter</b> (PrimeTec)	
266355	<b>PSCA Circular Line Adapter</b> (PrimeScan)	
288522	<b>Hood bk</b> (PrimeTec)	
290504	<b>Hood wt</b> (PrimeTec)	
290505	<b>Hood si</b> (PrimeTec)	
264212	<b>PTIS Ceiling Installation Set bk</b> (PrimeTec and PrimeScan)	
265254	<b>PTIS Ceiling Installation Set wt</b> (PrimeTec and PrimeScan)	
355061	<b>PTIS IP65 Ceiling Installation Set wt</b> (PrimeTec and PrimeScan)	
298210	<b>Connection cable (assembled), 8 poles, 5000 mm</b> (PrimeTec and PrimeScan)	
294550	<b>Connection cable (assembled), 8 poles, 3000 mm</b> (PrimeTec and PrimeScan)	
292393	<b>RegloBeam 2</b> Bidirectional remote control	

Colors: bk = black, wt = white, si = silver

## Technical data

### Mechanical data

<b>Housing material</b>	ABS / PA	
<b>Dimensions</b>	PrimeTec A	260 × 60 × 48.5 mm (L×W×D)
	PrimeScan A	216 × 60 × 47.5 mm (L×W×D)
<b>Weight</b>	PrimeTec A	250 g
	PrimeScan A	180 g

### Technological data

<b>Technology</b>	PrimeTec A	Active infrared, double field radar module
	PrimeScan A	Active infrared

### Radar

Transmission frequency	24.150 GHz
Transmission power	< 16 dBm
Dimensions of wide field (at 2.2 m)	max. 4.7 m × 1.7 m
	min. 1.1 m × 0.6 m
Dimensions of round field (at 2.2 m)	max. 2.7 m × 1.9 m
	min. 0.5 m × 0.5 m
Performance Level (Radar SM)	PLd, Cat. 3

### Active infrared

Dimensions of field (at 2.2 m)	max. 2.3 m × 0.2 m
Dimensions of AIR spot (at 2.2 m)	30 mm × 30 mm
Number of AIR spots	2 rows of 18 spots
Performance Level (AIR)	PLd, Cat. 2

### Electrical data

<b>Power supply</b>	11.5–32 VDC
Input current	≤ 120 mA
Making current	≤ 240 mA
<b>Test input</b>	Automatic detection
Response time to test signal	< 10 ms (typical 25 µs)
High level	5 V DC...32 V DC / ≤ 4 mA
<b>AIR output</b>	Optocoupler (50 VDC, 20 mA)
<b>Radar output</b>	Optocoupler (50 VDC, 20 mA)
<b>Connection type</b>	3 m cable with plug connector

### Ambient conditions

<b>Mounting height</b>	max. 4.0 m (DIN 18650 up to 3.5 m) min. 1.8 m
<b>Operating temperature</b>	–20°C to +60°C
<b>Protection class</b>	Suitable for use in acc. with IP54
<b>Air humidity</b>	≤ 95%, non-condensing

### Norms

<b>Immission</b>	EN 61000-6-1, EN 61000-6-2 IEC 61494-1
<b>Emission</b>	EN 61000-6-3, EN 61000-6-4 IEC 61494-1
<b>EC type examination certificate in acc. with</b>	AutschR, 1997 BS7036-1 & BS7036-2 AS 5007-2007 DIN 18650-1 & EN 16005 EN ISO 13849 EN 12978