



Pressure Sensors



Special-Sensors for Automation

Pressure Sensors

Technique & Application

Application

Devices of the series DN monitors pressure levels in pipes and containers. However, the high accuracy of its capacitive ceramic gauge head makes it an effective fill level monitor as well. It can record fill levels with an accuracy of one centimeter in containers that stand five meters tall. Measurement instruments with a 1000 mbar measurement range have proven to be very useful for these types of applications. When measuring the fill level of water, 10 mbar of pressure corresponds to 10 cm water height. The instrument displays the pressure value digitally. The fill level measurement is not effected by foam on the liquid's surface. Suspended matter inside the container will not effect the measurement either - as long as the matter does not disturb the pressure distribution in the area surrounding the sensor membrane. The pressure sensor is a compact device that contains all the measurement and evaluation electronics. It is designed for use with 24 V DC. In addition to many programmable features, it also provides two PNP switch outputs and a 4 to 20 mA current output. Additionally we offer a model with 2 switching points and a rapid programming feature which can be used, for example, for minimum and maximum detection in a container. A model with one analog output only is also available.

Functionality

The pressure sensor is designed to be screwed into the wall of a pressure container or a pipe. The medium contacts the sensor's ceramic gauge head directly. A pressure mediating fluid is not used. The dry capacitive gauge head provides a high level of overload stability. The medium pressure will cause the measurement membrane to deflect by a maximum of 0.03 mm. At maximum deflection, the membrane lies against the ceramic carrier, thereby enabling an instrument designed for a pressure range of 0 to 16 bar to withstand an overload or pressure spike of up to 64 bar without being damaged. When the overload passes, the membrane returns to its neutral position without exhibiting any hysteresis. Deflection of the membrane against the ceramic carrier effects a capacity change that the integrated micro-processor-controlled evaluating electronics convert into a pressure-proportional DC signal of 4 to 20 mA. The measurement value is displayed on the four-digit LED display, whereby all values can be freely scaled to four digits with up to three decimal places. The signal can be processed internally with buffering of up to 30 seconds, thereby making it possible to diminish pressure spikes in pipes. Three buttons and a four-digit LED display

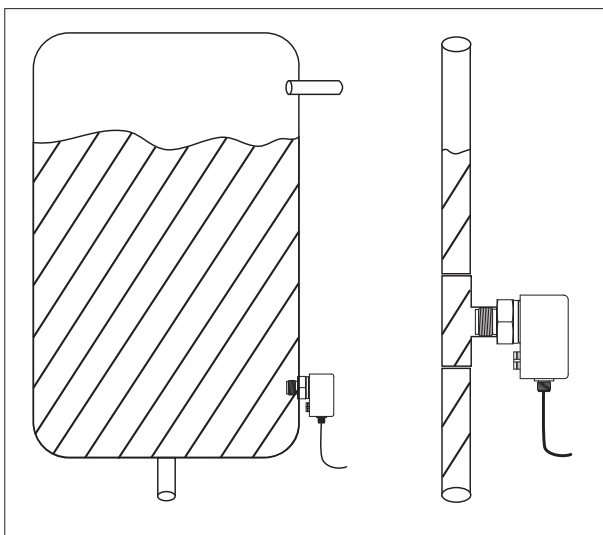
enable the user to calibrate the sensor measurement range and to program the PNP switch outputs, and the buffering. Only a few button combinations are required to rapidly complete configuration. Both integrated PNP switch outputs are freely programmable, allowing the user to adjust the limit value, hysteresis, and functionality type (normally closed or normally open) as needed. A LED signals the switching condition of the PNP switch outputs. The programmed data is stored in an EEPROM, providing security even in the event of power failure. The sensors DN 752 GPP and DN 752 GA have a three-digit LED display and they allow a fast and easy programming for either two switchpoints or one analog output.

For measurement and monitoring of gases of low pressures (0...30 mbar) use the pressure controller DN 752 GA-003 with analog output.

Sealing materials

The sensor membrane must be resistant to the medium in which the sensor will be used. A fluoroelastomer (FPM) gasket is standard equipment.

Installation of the pressure sensor



Resistance characteristics

Sign	FPM	EPDM	NBR	Kalrez
Trade name	Viton	Keltan	Perbunan	Kalrez
Water	++	++	++	++
Aromatic hydrocarbons	++	-	-	++
Halogenated solvents	+	-	-	+
Acid	++	+	-	++
Lye	-	++	+	++
Vegetable oil	++	-	++	++
Animal fat	++	-	++	++
Fuel	++	-	+	++
Lubricating oil	++	-	+	++
Hydraulic oil	++	-	+	++



Two switching points

Monitoring sensor for gases and fluids

Fast and easy programming

Two independent switching points

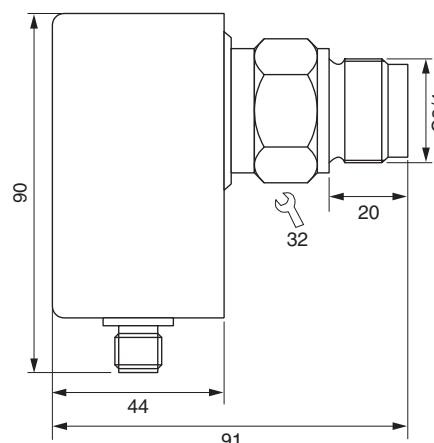
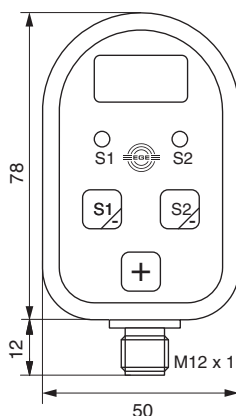
7-segment display

Display rotatable

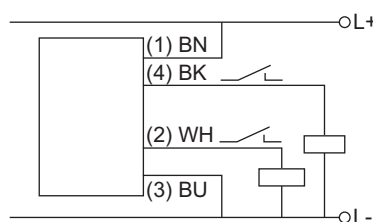
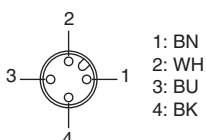


Design **DC PNP • G3/4**

Dimensions



Sensing range	[bar]	0...1 relative	0...16 relative
Output		2 x PNP NO	
ID-No.		P72014	P72015
Type		DN 752 GPP-01	DN 752 GPP-16
Supply voltage	[V]	24 DC ±20%	
Switching current	[mA]	200	
Current consumption	[mA]	<50	
Ambient temperature	[°C]	-20...+70	
Medium temperature	[°C]	-20...+80	
Compressive strength	[bar]	5	48
Sensor material		AISI 316 Ti	
Material gauge head		Ceramic	
Sealing material		FPM	
Housing material		PBT	
Protection	[EN 60529]	IP 65	
Connection		M12 connector	



Accessories Connecting cable type SLG 4-2 (Z00445)



Analog output

Monitoring sensor for gases and fluids

Fast and easy programming

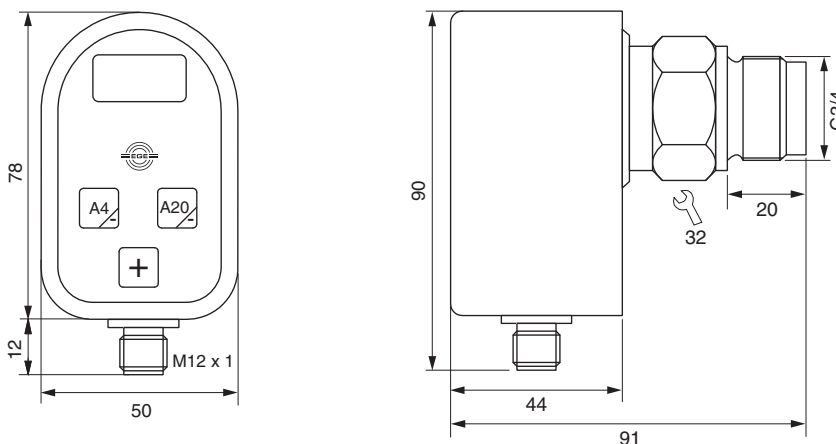
Analog output model

7-segment display
Display rotatable

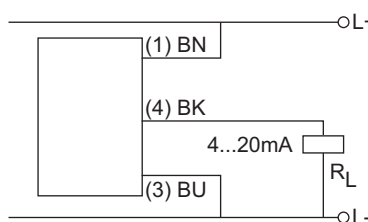
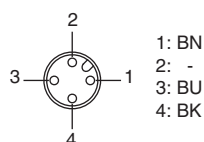


Design **DC • G3/4**

Dimensions



Sensing range	[bar]	0...1 relative	0...16 relative
Output		—()— 4...20 mA	
ID-No.		P72016	P72017
Type		DN 752 GA-01	DN 752 GA-16
Supply voltage	[V]	24 DC ±20%	
Current output	[mA]	4...20 linear	
Load R _L	[Ω]	200...500	
Current consumption	[mA]	<50	
Ambient temperature	[°C]	-20...+70	
Medium temperature	[°C]	-20...+80	
Compressive strength	[bar]	5	48
Sensor material		AISI 316 Ti	
Material gauge head		Ceramic	
Sealing material		FPM	
Housing material		PBT	
Protection	[EN 60529]	IP 65	
Connection		M12 connector	



Accessories Connecting cable type SLG 3-2 (Z01076)



Two switching points and analog output

Monitoring sensor for gases and fluids

Linear current output 4...20 mA

Two programmable switching points

NC/NO programmable

Display rotatable



Design		DC • G3/4	
Dimensions			
Sensing range	[bar]	0...1 relative	0...16 relative
Output		2 x PNP NC/NO + 4...20 mA	
ID-No.		P72012	P72013
Type		DN 752 GAPP-01	DN 752 GAPP-16
Supply voltage	[V]	24 DC ±10%	
Current output	[mA]	4...20	
Switching current	[mA]	200	
Load R _L	[Ω]	0...400	
Current consumption	[mA]	20	
Ambient temperature	[°C]	-20...+70	
Medium temperature	[°C]	-20...+80	
Compressive strength	[bar]	16	64
Sensor material		AISI 316 Ti	
Material gauge head		Ceramic	
Sealing material		FPM	
Housing material		PBT	
Protection	[EN 60529]	IP 67	
Connection		M12 connector	
Accessories		Connection cable type SLG 4-2 (Z00445)	



Switching points and analog output

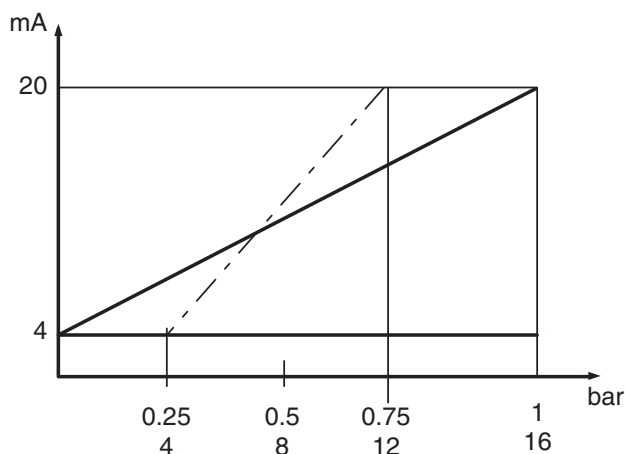
Additional technical data DN 752 GAPP...

Output analog	4...20 mA	
Linearity	≤0.2%	of maximum value
Temperature drift	≤0.1% / 10 K	of maximum value
Long time drift	≤0.1% / Year	of maximum value
Influence of supply voltage	≤0.5% / 10 V	of maximum value
Input/output resolution	16 Bit	
Alignment range	zero point 0% - 95% / final point 3,3% - 100%	
Adjustment range of damping	0...30 seconds	

Switching output

S1 / S2	PNP NO/NC programmable
Output voltage	+U _B - 1.5 V
Time delay	< 8 ms
Rise time	< 400 μs with R _L < 400 Ω or I _L > 4.5 mA, respectively

Characteristics



Notice

Install signal and measurement wires separate from power-carrying wires. Use only shielded wires for signals and measurement. Ground the shield only on one side. Operate inductive loads like relays or auxiliary contactors (used to avoid voltage spikes) only with a recovery diode or a RC module.

Before installation, make sure that the sensor membrane's gasket is suitable for the medium you will use. Our factory provides a fluoroelastomer (FPM) gasket.

The sensor is delivered with pre-programmed default settings. You must first enter an access code if you wish to change the programmed parameters to meet your requirements. Please refer to the operating instructions manual for this code.

Default setting

The pressure sensor is programmed at the factory to enable immediate use with a default setting for the analogue output. The digital display shows the current pressure value.

Operational and display elements

The display has four digits and shows the current pressure during operation. The LEDs for the S1 (SP1) and S2 (SP2) switching points illuminate when the respective switch output is activated.

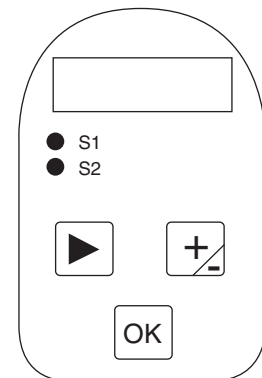
During the programming procedure, the LED display will show (alpha-numerically) either the numeral value just entered or the respective program step.

Front view

7 segment LED display

LED for each switching point

Keypad for programming



Program the sensor by means of the programming buttons:

- OK button:** Enter the submenu and accept the selected values.
- Arrow button:** Jumps from one spot in the menu to another. Changes the +/- button's direction of action. Changes the setting in a selection menu.
- +/- button:** Adjusts the displayed value. Hold this button depressed to run quickly through the values.

The operating instructions describe how to program the operational parameters.



Analog output

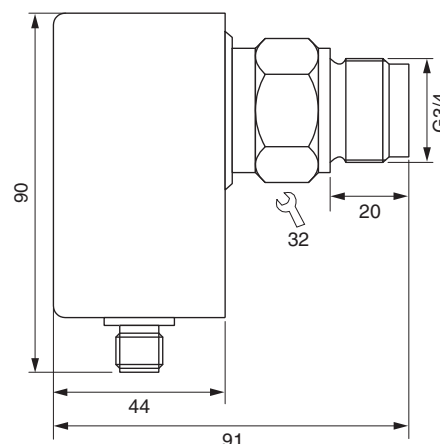
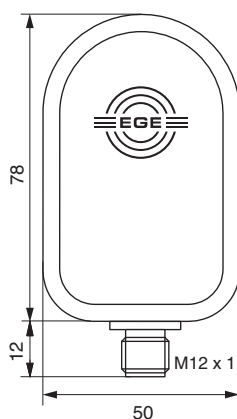
Monitoring sensor for gases

Sensing range 0...30 mbar relative



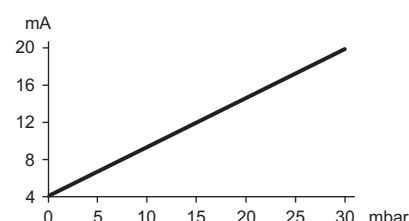
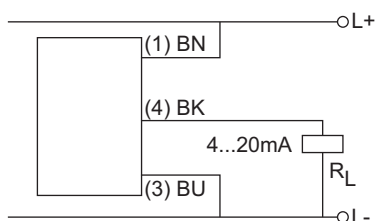
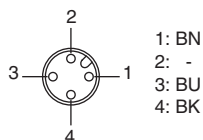
Design **DC • G3/4**

Dimensions



Sensing range [mbar]	0...30 relative
Output	4...20 mA
ID-No.	P72032
Type	DN 752 GA-003
Supply voltage [V]	24 DC ±10%
Load RL [Ω]	200...500
Current consumption [mA]	< 20
Ambient temperature [°C]	-20...+70
Medium temperature [°C]	-20...+70
Compressive strength [mbar]	160
Sensor material	AISI 316 Ti
Material gauge head	Ceramic
Sealing material	FPM
Housing material	PBT
Protection [EN 60529]	IP 60

Connection **M12 connector**



Accessories **Connection cable type SLG 3-2 (Z01076)**

Sales partners, wholesalers and representatives



ARGENTINA, Lomas de Zamora
AUSTRALIA, Warabrook NSW 2304
AUSTRIA, Wien
BELGIUM, Aalst
BRAZIL, Sao Paulo
CANADA, Oldcastle – Ontario
CHINA, Shanghai
COLOMBIA, Bogota D.C.
CZECH REPUBLIC, Ostrava
DENMARK, Aabenraa
ESTONIA, Tallinn
FINLAND, Jyväskylä
FRANCE, Nanteuil les Meaux
GREECE, Sindos - Thessaloniki

GREAT BRITAIN, Staffordshire
HUNGARY, Budapest
INDIA, Mumbai
IRELAND, Clane, Co. Kildare
ISRAEL, Tel-Aviv
ITALY, Carate Brianza (MI)
JAPAN, Tokyo
NAMIBIA, Windhoek
NETHERLANDS, LG Dordrecht
NEW ZEALAND, Greenmount,
Auckland
NORWAY, Kolsås
PHILIPPINES, Taguig City
POLAND, Jezow Sudecki
POLAND, Katowice

RUSSIAN FEDERATION, Moscow
PORTUGAL, Porto
ROMANIA, Bucharest
SINGAPORE, Singapore
SLOVAKIA, Banská Bystrica
SLOVENIA, Ljubljana - Crnuce
SOUTH AFRICA, Cleveland
SOUTH KOREA, Gwangmyeongsi,
Gyeonggi-do
SPAIN, Nigran
SWEDEN, Borås
SWITZERLAND, Uster
TAIWAN, New Taipeh City
TURKEY, Kurtköy / Pendik / Istanbul
USA, Gastonia
VIETNAM, Ho Chi Minh City

EGE